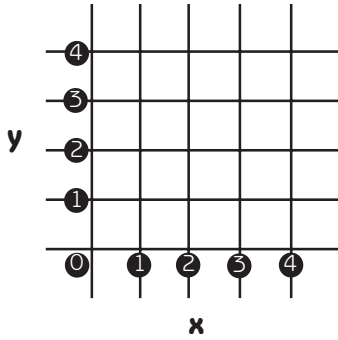


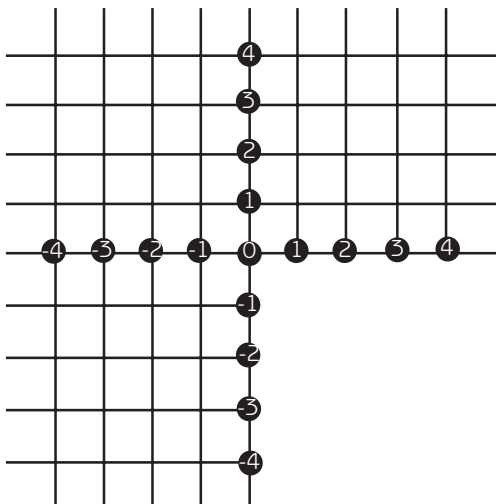
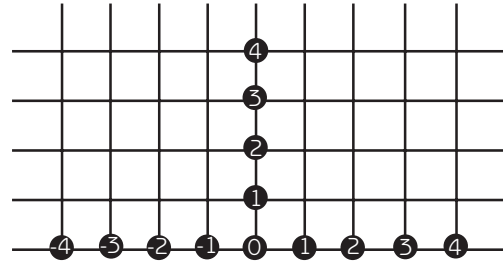
# Plotting coordinates in all four quadrants



● Plot these coordinates in the first quadrant: (1,1), (1,3), (3,1), (3,3).



● We can extend the **x**-axis into negative numbers to make the **second** quadrant. Plot these coordinates in the second quadrant: (-1,1), (-1,3), (-3,1), (-3,3).



● We can extend the **y**-axis to make the **third** quadrant. Plot these coordinates in the third quadrant and join them to make a shape: (-1,-1), (-1,-3), (-3,-3), (-3,-1).

● Draw a reflection of this last shape in the fourth quadrant.

● Write down the coordinates of the shape you have drawn.

