

Which animals live in these habitats?




FREE RESOURCE

Access over 9000 ready-made resources for just £20 per year
Subscribe today at www.scholastic.co.uk/subscribe

Resource Bank
primary

Animals and their young



The zookeeper's diary

Hello children and teachers. Welcome to City Zoo. My name is Zahra and I am the zookeeper. I understand you want to know what a zookeeper does each day. To be a zookeeper you need to love animals and have a passion for their welfare and protection. It is a wonderful job. I have a strict routine, but no two days are ever the same as you can never tell what the animals are going to get up to.

Now, to give you an idea of what it is like to be a zookeeper, I have written a diary of a typical day here at City Zoo, and have some activities for you to take part in. You never know, you may decide that you would like to be a zookeeper one day.

7am: Feeding the animals

I have to be up early to give the animals their first feed, but I don't mind – they are always pleased to see me.

This morning, however, I realised one of my new helpers had mixed up all the feeding buckets, so I had to sort them all out before I could begin my rounds. I would not be able to fit all the fish for the penguins in the bucket that usually holds the vegetables for the rabbits.

10am: Cleaning the animal pens

This would not be everyone's favourite job, but I quite enjoy it. This morning I had some trouble in the pig sty because Porker, our oldest male pig, did not want to get up. It took me 20 minutes to persuade him to move so I could sweep out his area and give him some fresh hay to lie on.

12pm: Animal welfare check

I care about each and every animal in the zoo, and an important time for me every day is to check that they are all happy and content in their homes. This involves more than providing them with food and drink. I need to check that they are getting enough exercise, getting along with the other animals in their pens, and that their habitats are exactly as they should be to make them feel at home. Today, I particularly wanted to check that the polar bears were alright as they have not been eating properly. I discovered recently that they did not have enough water to swim in – so we have extended their area to give them a bigger pool. Now the polar bears seemed much happier and were eating well.

2pm: School visit

We have visiting school children most days in the zoo, and I really enjoy meeting them and talking about the animals. Today the children who visited were listening very carefully to all the sounds they could hear around the zoo and trying to pick out which animals were making which sounds. I thought they did very well, although they did find it hard to tell the difference between the different bird calls.

4pm: Visitor entertainment time

Every afternoon at the zoo we lay on entertainment for the visitors. It always involves some of the animals and is another way of teaching visitors about different species.

Today we had a chimps' tea party, which was great fun. The chimps and monkeys are always popular with the zoo visitors. The tea party involved giving bananas to the chimps, and some of the zoo guests were able to feed them. Everyone had a great time and the chimps were very funny.

5pm: Planning for environmental issues

At the end of each day I spend some time thinking about any environmental or protection issues that have come up and decide if there is anything City Zoo can do to help. Today I heard the worrying news that numbers of cheetahs worldwide have hit an all-time low. Cheetahs are becoming an endangered species and so I decided to raise awareness of this fact around the zoo. I booked a face-painter to come to the zoo tomorrow afternoon to paint cheetah faces. I have always found this to be a good way to raise awareness of endangered animals.





ILLUSTRATION © PAUL CHESHIRE

FREE RESOURCE

Access over 9000 ready-made resources for just £20 per year
Subscribe today at www.scholastic.co.uk/subscribe

Resource Bank
primary








ILLUSTRATION © PAUL CHESHIRE

FREE RESOURCE

Resource Bank

primary

Access over 9000 ready-made resources for just £20 per year
Subscribe today at www.scholastic.co.uk/subscribe