



Alternative s


When you are joining letters, it's quicker to use a different type of **s** in the middle and end of words.



S has two forms. The complete s is often used at the beginning of words and written by drawing your pencil up, back and around.



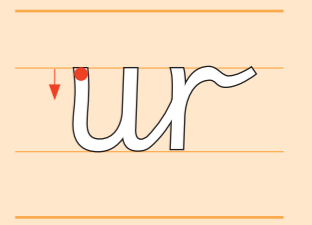
Trace over the new and old **s** in the words below.



Notes: Form the new s with a bigger and wider circle at the bottom. Tuck the stroke back, off the writing line.

End-low diagonal: ur


Take your pencil from the end of the **u** to the start of the **r**.



Trace over the **ur** and then write some of your own.



Read the words. Trace over the **ur** join.



Notes: End-low diagonal joins are the easiest to acquire. End the first letter 'low' on the writing line and then move to the start of the next letter. Make sure exit strokes are smooth.

How did you do?

