


A MAGICAL CELEBRATION PACK!



Ideas and
activities to celebrate
the publication of
*Harry Potter and the
Philosopher's Stone*
Illustrated Edition

6th October 2015

B L O O M S B U R Y



Greetings,

We are delighted you have decided to celebrate the publication of *Harry Potter and the Philosopher's Stone Illustrated Edition* with us on 6th October 2015.

We hope this celebration pack will give you *fun, creative ideas and activities* to inspire a truly enchanting celebration!

There are lots of ideas to choose from. Here are some ideas to get you started!

Set the scene – decorate your bookshop with coloured streamers and balloons in house colours, or download and print out the posters, badges and bunting in this pack. Have copies of the book open so the stunning illustrations are on display.

Window displays – create a spellbinding display for your bookshop windows/school/classroom or library.

Storytelling – organise readings from the newly illustrated edition of *Harry Potter and the Philosopher's Stone* at different points during the day in the kids' area of your bookshop.

Games and activities – use the suggestions in this pack to inspire you!

So wherever you are in the world on 6th October 2015, join us for a celebration of the publication of *Harry Potter and the Philosopher's Stone Illustrated Edition*.

We're looking forward to it!

*From the team at
Bloomsbury Children's Books*

WIN!

Bloomsbury are offering a prize of a luxury hamper for the best-decorated Harry Potter Illustrated Celebration! Simply tweet photos of your display or celebration to @KidsBloomsbury using the #HarryPotterIllustrated hashtag before midnight on 11th October 2015 to be in with a chance of winning.

Good luck!


Terms and conditions apply.
See bit.ly/IllustratedTCs for details.

B L O O M S B U R Y



COUNTDOWN CHART

Print out this chart so you can count down the days to your celebration!



COUNTDOWN TO MAGIC



20 DAYS TO GO	19 DAYS TO GO	18 DAYS TO GO	17 DAYS TO GO	16 DAYS TO GO
15 DAYS TO GO	14 DAYS TO GO	13 DAYS TO GO	12 DAYS TO GO	11 DAYS TO GO
10 DAYS TO GO	9 DAYS TO GO	8 DAYS TO GO	7 DAYS TO GO	6 DAYS TO GO
5 DAYS TO GO	4 DAYS TO GO	3 DAYS TO GO	2 DAYS TO GO	1 DAY TO GO



B L O O M S B U R Y



WORDSEARCH

Can you search out these places from the Harry Potter books in the grid below?

Words can read up, down, across, backwards and diagonally.

P	R	I	V	E	T	D	R	I	V	E	A
H	D	H	O	G	W	A	R	T	S	H	V
O	I	E	G	R	I	N	S	A	T	O	N
G	A	M	B	Y	O	C	H	L	I	G	O
O	G	R	E	A	T	H	A	L	L	W	R
L	O	R	E	Q	H	A	R	R	H	A	D
L	N	G	I	R	H	O	C	J	O	R	L
E	A	R	N	N	A	L	M	M	G	T	U
D	L	U	E	B	G	L	G	X	W	S	A
A	L	N	O	P	P	O	V	A	T	E	C
E	E	L	D	R	G	S	T	C	S	X	Y
M	Y	U	A	C	S	S	I	T	P	P	K
S	V	A	B	E	T	S	K	S	S	R	A
G	D	I	A	G	B	R	D	S	T	E	E
O	L	L	I	V	A	N	D	E	R	S	L
H	A	G	R	I	D	S	H	U	T	S	H

See answer sheet

DIAGON ALLEY
GREAT HALL
GRINGOTTS

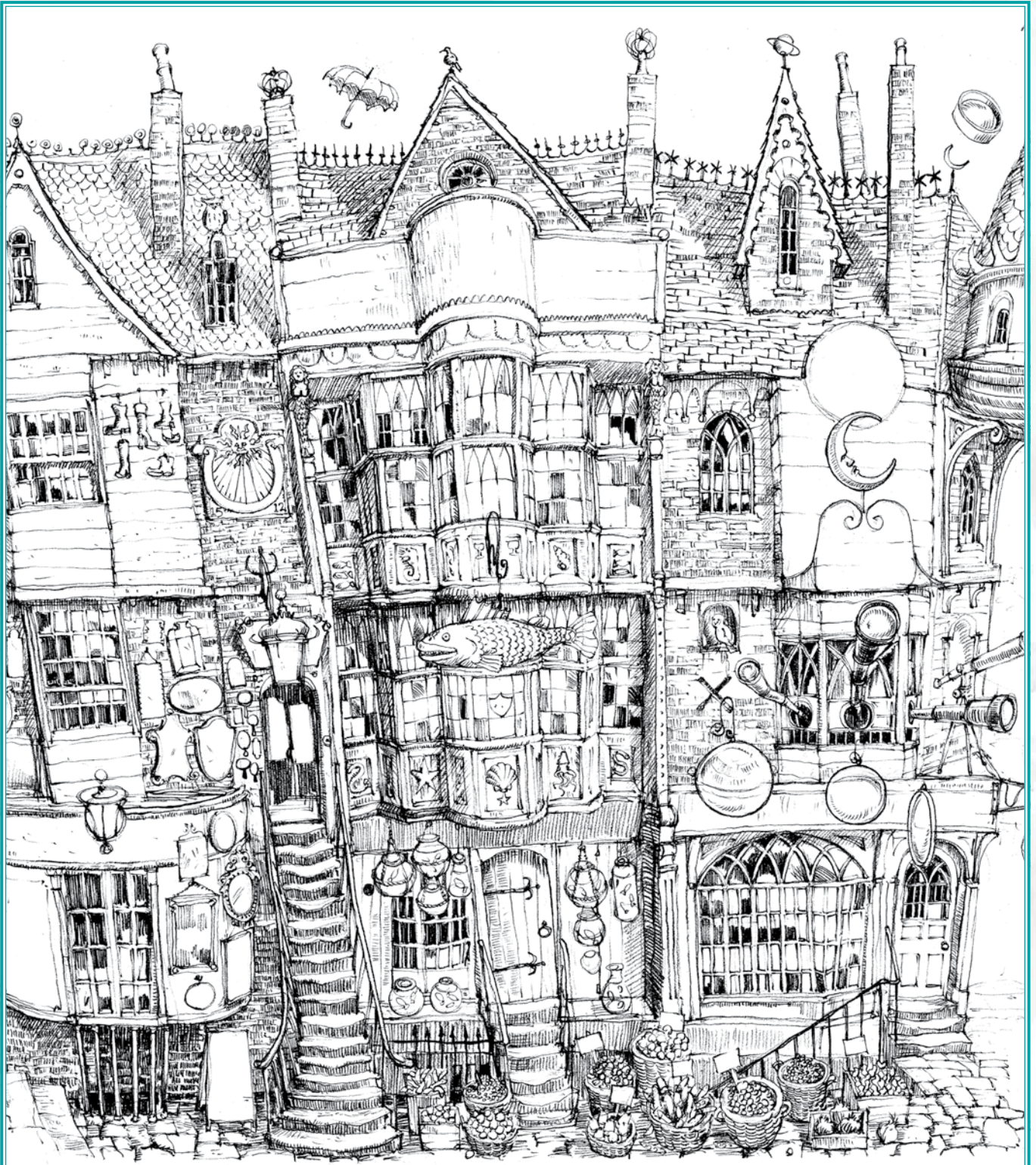
HAGRID'S HUT
HOGSMEADE
HOGWARTS
HOGWARTS EXPRESS

LEAKY CAULDRON
OLLIVANDERS
PRIVET DRIVE

B L O O M S B U R Y



COLOUR IN DIAGON ALLEY



COLOURED IN BY

B L O O M S B U R Y



SPELLBINDING SPOT THE DIFFERENCE

There are five differences in these two pictures. Can you find them?



See answer sheet

B L O O M S B U R Y



READ THE STORIES ALOUD

Use one or more of these suggested extracts from *Harry Potter and the Philosopher's Stone* Illustrated Edition to set the scene at your event.

Note: All page numbers refer to the *Harry Potter and the Philosopher's Stone* Illustrated Edition.

THE BOY WHO LIVED (6 MINUTES LONG)

Chapter 1, page 1, from 'Mr and Mrs Dursley, of number four Privet Drive, were proud to say that they were perfectly normal, thank you very much ...' to page 6 'And a whisper, a whisper about the Potters ...'

DIAGON ALLEY (6 MINUTES LONG)

Chapter 5, page 56, from 'They had reached the station ...' to page 64 "Like I said, yeh'd be mad ter try an' rob it," said Hagrid.'

THE SORTING HAT (6 MINUTES LONG)

Chapter 7, page 93, from 'Welcome to Hogwarts,' to page 97 'When I call your name, you will put on the hat and sit on the stool to be sorted.'

THE POTIONS MASTER (5 MINUTES LONG)

Chapter 8, page 108, from 'There was a lot more to magic, as Harry quickly found out than waving your wand and saying a few funny words ...' to page 112 'Over the noise, Snape said, "And a point will be taken from Gryffindor house for your cheek, Potter."'

QUIDDITCH (6 MINUTES LONG)

Chapter 11, page 151, from 'Hermione had become a bit more relaxed about breaking rules ...' to page 156 '... Gryffindor still in possession.'



B L O O M S B U R Y



DAZZLING DECORATIONS

Here are some eye-catching materials to help you decorate your space and celebrate the Illustrated Edition of *Harry Potter and the Philosopher's Stone*. Simply download and print the following pages and create bunting, character standees, badges and posters. See below for specific instructions on each decoration.




BUNTING

Please cut around the bunting artwork on the following pages, and attach to a suitable ribbon or string to hang around your home or work place.




BADGES

You will need snap-in casing buttons, which can be found online and in craft stores. Print and cut out your image. Make sure it is the correct size for the button diameter. Place the image face-down in the bowl portion of the badge. Snap in the pin-back and that's it!



POSTERS

Print and cut out the posters on the following pages.



CHARACTER STANDEES

Please cut around the character artwork on the following pages, and attach to a strong piece of card so they can decorate your space.

BADGES



BUNTING

HARRY POTTER

and the
Philosopher's Stone

J.K. ROWLING
Illustrated by JIM KAY



BUNTING



PLEASE BE CAREFUL WHEN USING SCISSORS!

BUNTING



PLEASE BE CAREFUL WHEN USING SCISSORS!

BUNTING



PLEASE BE CAREFUL WHEN USING SCISSORS!

BUNTING



PLEASE BE CAREFUL WHEN USING SCISSORS!

BUNTING



PLEASE BE CAREFUL WHEN USING SCISSORS!

BUNTING




PLEASE BE CAREFUL WHEN USING SCISSORS!

POSTER



‘Seeing Jim Kay’s illustrations moved me profoundly. I love his interpretation of Harry Potter’s world, and I feel honoured and grateful that he has lent his talent to it.’

J.K. ROWLING



PICTURE THE MAGIC

Fully illustrated. Completely spellbinding.

 Harry Potter Books from Bloomsbury  #HarryPotterIllustrated

BLOOMSBURY



POSTER

HARRY POTTER

and the
Philosopher's Stone

J.K. ROWLING
Illustrated by JIM KAY

 Harry Potter Books from Bloomsbury
 #HarryPotterIllustrated

BLOOMSBURY






HARRY POTTER
and the
Philosopher's Stone

J.K. ROWLING
Illustrated by JIM KAY

CHARACTER STANDEE




HARRY POTTER
and the
Philosopher's Stone

J.K. ROWLING
Illustrated by JIM KAY

PLEASE BE CAREFUL WHEN USING SCISSORS!

CHARACTER STANDEE



HARRY POTTER
and the
Philosopher's Stone

J.K. ROWLING
Illustrated by JIM KAY

PLEASE BE CAREFUL WHEN USING SCISSORS!

CHARACTER STANDEE



PLEASE BE CAREFUL WHEN USING SCISSORS!




ANSWER SHEET

WORDSEARCH

P	R	I	V	E	T	D	R	I	V	E	A
H	D	H	O	G	W	A	R	T	S	H	V
O	I	E	G	R	I	N	S	A	T	O	N
G	A	M	B	Y	O	C	H	L	I	G	O
O	S	R	E	A	T	H	A	L	L	W	R
L	O	P	E	Q	H	A	R	R	H	A	D
L	N	G	I	R	H	O	C	J	O	R	L
E	A	R	N	N	A	L	M	M	G	T	U
D	L	U	E	B	G	L	X	W	S	A	
A	L	N	O	P	P	O	V	A	T	E	C
E	E	L	D	R	G	S	T	C	S	X	Y
M	Y	U	A	C	S	S	I	T	P	P	K
S	V	A	B	E	T	S	K	S	S	R	A
G	D	I	A	G	B	R	D	S	T	E	E
O	L	L	I	V	A	N	D	E	R	S	L
H	A	G	R	I	D	S	H	U	T	S	H

SPELLBINDING SPOT THE DIFFERENCE



From left: Owl removed, frog on case removed, extra train funnel, new owl, blue star on train

B L O O M S B U R Y