


End-low diagonal joins



Make your exit stroke smooth. Go from the end of the letter to the start of the next.

Copy **au** six times.

 *au*

Now write this word four times.



If you don't know what an auk is, look it up in a dictionary!

 *auk*

Copy each word neatly as many times as it fits along the line.
Leave spaces between the words.


 *Paul*

 *autumn*


 *aunt*

 *haul*

How did you do?



End-high horizontal joins



Keep your exit line straight.
End your letters on the top
body line.

Copy **own** along the line.



own


The **own** has different sounds in different words. Copy the words into sets with the same sound.

blown down disown crown down drown
flown frown gown grown own shown


Sound 1	Sound 2
<i>shown</i>	



How did you do?



Tough stuff



Write **igh** neatly as many times as it fits along the line.

Exit your **g** on the writing line, then go to the start of **h**. Dot your **i** at the end.

 igh

Write **igh** words that match the meanings.

top part
of leg



tall



battle



taller



breathe
out sadly



tallest



Add these words after 'high' to make compound words. Write them below.

light

chair

jack

land

 highlight



How did you do?

